



NATURAL WOOD LOCKERS

FURNITURE QUALITY with VENEER DOORS

- Custom and Standard Designs
- Plain Sliced
- Quarter Sawn
- Rift Cut
- Book or Slip Matched
- Three Year Warranty

SPECIFICATIONS


Material: 1/32" thickness select natural wood as specified. Grade AA on PB core.

Assembly: Blunt joint and nail.

Finish: Premium grade 3 coats clear satin, sanding between coats. Stains to match samples: custom or standard.

FINISHES

Red or White Oak, Maple, Birch, Cedar, Elm, Knotty Pine, Teak, Mahogany, Walnut, Douglas Fir, Cherry, or Ash (limited to nature's resources).



Ideal's Natural Wood Veneers or Solids for Elegance

We have the widest selection of natural woods possible: i.e., red or white oak; cedar; birch; cherry; Philippine, Honduras, or African mahogany; teak; maple; walnut; knotty pine; douglas fir; and ash. Most will be available in various cuts such as plain sliced, rotary cut, quarter sawn, etc. Specify a stain or finish.

When specifying, use (WV) wood veneer, (RP) raised panel, (BB) butcher block, or (LO) louver and include the wood species.



STANDARD DIMENSIONS
Width: 12" or 16"
Depth: 18" or 20"
Height: 72", 78", or 84"

Red Oak	White Oak	Cedar
Birch	Cherry	Phillipine Mahogany
Honduras Mahogany	MOST POPULAR NATURAL WOOD SELECTIONS	African Mahogany
Teak	Maple	Walnut
Knotty Pine	Douglas Fir	Ash

IMPERIAL 2000

FURNITURE QUALITY with SOLID DOORS

- Custom and Standard Designs
- Raised Panel Design
- Genuine Louver
- Recess Panel
- Finger Joint
- Three Year Warranty

SPECIFICATIONS

Material: 3/4" kiln dried solid select natural wood as specified.

Assembly: Blunt joint and nail.

Finish: Premium grade 3 coats clear satin, sanding between coats. Stains to match samples: custom or standard.

FINISHES

Red or White Oak, Maple, Birch, Cedar, Elm, Knotty Pine, Teak, Mahogany, Walnut, Douglas Fir, Cherry, or Ash (limited to nature's resources).



EPICENTER 2000

FURNITURE QUALITY WOOD VENEER ATHLETIC LOCKERS

- Custom and Standard Designs
- Three Year Warranty

SPECIFICATIONS

Material: 3/4" kiln dried solid select natural wood as specified.

Assembly: Blunt joint and nail.

Finish: Premium grade 3 coats clear satin, sanding between coats. Stains to match samples: custom or standard.

FINISHES

Red or White Oak, Maple, Birch, Cedar, Elm, Knotty Pine, Teak, Mahogany, Walnut, Douglas Fir, Cherry, or Ash (limited to nature's resources).



NEW WATER BASED WOOD STAINS:

Stain Name

Clear

Light


Dark

Wood Species


Cherry



Cherry



Red Oak




Maple



Maple




Alder




Louvered Panel Door



Liverpool Raised Panel Door



Cathedral Door



Full Length Finger Pull Door